

SPECIAL DAY: 25TH MAY
ELBOW TRAUMA:
PEARLS & PITFALLS



SCIENTIFIC PROGRAM

IACES 2019 - MADRID

INTERNATIONAL ADVANCED COURSE ON **ELBOW** SURGERY



23TH, 24TH, 25TH MAY 2019

WWW.MADRIDELBOWCOURSE.COM

4TH MADRID ELBOW COURSE



WITH THE PATRONAGE OF





23TH, 24TH, 25TH MAY 2019

MADRID

INDEX

Welcome Address	04
General Information	05
Faculty	06
Program at a Glance	
Thursday 23th	07
Friday 24th	08
Saturday	09
Highlights	10
Scientific program	
Thursday 23th	11
Friday 24th	13
Saturday	15



WELCOME ADDRESS

As part of our continuing efforts to spread the knowledge on elbow surgery, we will be organizing the fourth edition of the [Madrid International Advanced Course on Elbow Surgery, IACES 2019](#).

The first, second, and third editions were very successful, with more than 230 delegates from 35 countries and a fantastic feedback.

The [Madrid IACES 2019](#) will take place from May 23th-25th 2019 at the same venue, Hotel Melia Castilla, in Madrid. We have structured a great comprehensive program, full of fresh knowledge covering state of the art surgical techniques. We have already confirmed an outstanding faculty panel with more than 20 speakers from Europe, USA and Canada. All of them are internationally recognized experts and opinion leaders on elbow surgery. We therefore expect, once more, delegates from all over the world to attend [IACES 2019](#). We truly believe [IACES](#) has been consolidated as an enjoyable meeting that helps us make elbow surgery more appealing for orthopaedic surgeons worldwide.

Whether you have already participated in this event or not, we hope you can join us during [Madrid-IACES 2019](#).
Best Regards,

Welcome to Madrid!



Chairman

Samuel Antuña (Spain)



Chairman

Raul Barco (Spain)



Chairman

Joaquín Sánchez Sotelo (USA)



23TH, 24TH, 25TH MAY 2019

MADRID

GENERAL INFORMATION



VENUE

MELIÁ CASTILLA HOTEL

Calle Capitán Haya, 43
28020 – Madrid
www.meliacastilla.com



CONTACT

TORRES PARDO

Calle Nápoles, 187 2º
08013 Barcelona
Tel +34 93 246 35 66
m.pedrals@torrespardo.com

WEB /

www.ices2019.com
www.madridelbowcourse.com

REGISTRATION FEES/

BEFORE January 30th

Standard 550€

Trainee 300€

VAT Included

AFTER January 30th

Standard 700€

Trainee 450€



FACULTY



Adolfsson, Lars
Sweden



Foruria, Antonio
Spain



Sánchez Sotelo, Joaquín
USA



Ali, Amjid
UK



Jost, Bernhard
Switzerland




Savoie, Buddy
USA



Antuña, Samuel
Spain



King, Graham
Canada



Schneeberger, Alberto
Switzerland



Barco, Raúl
Spain



Lópiz, Yaiza
Spain



Studer, Alexis
Spain



Bernabeu, Daniel
Spain



Lubiatowski, Przemyslaw
Poland



van Riet, Roger
Belgium



Bravo, Elena
Spain



Mansat, Pierre
France



Watts, Adam
UK



Demirhan, Mehmet
Turkey



Mckee, Michael
Canada



Wegmann, Kilian
Germany



Eygendaal, Denise
The Netherlands



Olsen, Bo
Denmark



Dehghan, Niloofer
USA



Rotini, Roberto
Italy





23TH, 24TH, 25TH MAY 2019

MADRID

PROGRAM AT A GLANCE_THURSDAY / MAY 23

08:00 - 08:45 h

START ME UP
Patient work-up

08:45 - 10:30 h

DEGENERATIVE ELBOW
Elbow Arthritis: Non-Arthroplasty
Options

10:30 - 11:00 h **Coffee Break**

11:00 - 11:30 h

Live Cadaver Surgery

11:30 - 13:00 h

Primary Total Elbow Arthroplasty

13:00 - 14:30 h **Lunch-Workshops**

14:30 - 15:40 h

Failed Total Elbow Arthroplasty

15:40 - 15:55 h

Video session

15:55 - 16:55 h

Nerve Injury in Elbow Surgery

16:55 - 17:10 h

Video-technique

17:10 - 17:45 h

Go to the Booth





PROGRAM AT A GLANCE_FRIDAY / MAY 24

08:00 - 09:30 h
ELBOW SEQUELAE
Posttraumatic Elbow Stiffness

09:30 - 10:40 h
Nonunion and Deformity
around the elbow

10:40-11:10 h **Coffee Break**

11:10-11:40 h
Live Cadaver Surgery

11:40 - 12:50 h
Pain in the Elbow

12:50 - 13:40 h
Instability

13:40 - 14:00 h
Live Cadaver Surgery

13:00 - 14:30 h **Lunch-Workshops**

15:30 - 16:40 h
Tendon Tears Around the Elbow

16:40 - 17:10 h
Live Cadaver Surgery

18:00 - 18:20 h
THE ELBOW LECTURE

18:30 - 19:00 h
Go to the Booth





23TH, 24TH, 25TH MAY 2019

MADRID

PROGRAM AT A GLANCE _ SATURDAY / MAY 25

08:00 - 09:20 h

ACUTE TRAUMA

Distal Humerus

09:20-09:50 h **Coffee Break**

09:50 - 10:50 h

Acute Instability: from the simple to
the complex

10:50 - 11:35 h

The Radial Head Arthroplasty Debate

11:35 - 12:05 h

Live Cadaver Surgery

12:05 - 13:30 h

The Coronoid Debate

13:30 h

Adjourn





LIVE CADAVER SURGERY

THURSDAY / MAY 23



11:00-11:30

Live Cadaver Surgery

Arthroscopic osteocapsular arthroplasty

B. Savoie- R. Barco

FRIDAY / MAY 24



11:10-11:40

Live Cadaver Surgery

Endoscopic ulnar nerve release

R. Barco & B. Jost



13:40-14:00

Live Cadaver Surgery

LCL reconstruction using palmaris graft

A. Foruria & K. Wegmann



16:40-17:10

Live Cadaver Surgery

Arthroscopically asisted biceps repair

R. Van Riet & P. Lubiatowski

SATURDAY / MAY 25



11:35-12:05

Live Cadaver Surgery

ARIF of a fracture of the radial head

K. Wegmann

VIDEO SESSION & TECHNIQUE

THURSDAY / MAY 23



15:40-15:55

Video session

Tips and tricks
in revision total elbow surgery

J. Sánchez Sotelo



16:55-17:10

Video-technique

Surgery of the ulnar nerve:
from in situ to submuscular

R. Barco

SATURDAY / MAY 25



10:50-11:20

Video session: Surgical Technique

Radial head replacement
Getting it right (Re-live video)

G. King



23TH, 24TH, 25TH MAY 2019

MADRID

SCIENTIFIC PROGRAM _THURSDAY / MAY 23

07:30-07:50 Registration

07:50-08:00 Welcome and Introduction to "IACESworld"

START ME UP

Patient work-up

B. Olsen & A. Schneeberger

08:00-08:15 Physical examination of the elbow in a volunteer

J. Sánchez Sotelo

08:15-08:20 Live-US on the elbow in a volunteer

D. Bernabeu

08:20-08:35 Re-Live MRI-CT of the elbow

D. Bernabeu

08:35-08:45 Discussion

DEGENERATIVE ELBOW

Elbow Arthritis: Non-Arthroplasty Options

G. King & B. Jost

08:45-08:55 Primary and posttraumatic elbow OA: causes, presentation and evaluation

S. Antuña

08:55-09:05 Non-operative management of OA: rehab, injections, and biologics?

P. Lubiowski

09:05-09:15 Arthroscopic osteocapsular arthroplasty

B. Savoie

09:15-09:25 Interposition arthroplasty

M. Demirhan

09:25-09:35 Discussion

09:35-09:45 Rheumatoid arthritis: non-prosthetic options and their outcome

B. Olsen

09:45-09:55 Elbow arthrodesis: is there an indication and what to expect?

A. Schneeberger

09:55-10:05 Radiocapitellar arthritis: non-prosthetic treatment options

A. Watts

10:05-10:15 Radiocapitellar arthritis: partial elbow replacement

D. Eygendaal

10:15-10:30 Case-based Discussion

L. Adolfsson

10:30-11:00 Coffee break 

11:00-11:30

Live Cadaver Surgery

Arthroscopic osteocapsular arthroplasty

B. Savoie- R. Barco



Primary Total Elbow Arthroplasty

R. Barco & R. Van Riet

11:30-11:40

Total Elbow Arthroplasty: design principles

P. Mansat

11:40-12:10

How to approach TEA: mini-video battle on approach

11:40-11:45

Bryan-Morrey: the "original salsa"

R. Rotini

11:45-11:50

Bilaterotricipital: don't play with the triceps

S. Antuña

11:50-11:55

Paralaterotricipital: viewing the ulna

A. Studer

11:55-12:00

Paramediocricipital: save the nerve

A. Ali

12:00-12:10

Discussion

12:10-12:20

Unlinked (linkable) TEA. Is anatomical the road to the future?

G. King

12:20-12:30

Linked TEA. Hinging the elbow is the way to go

B. Jost

12:30-12:40

Results of the registry by implant type and primary condition (not trauma)

B. Olsen

12:40-13:00

Discussion

13:00-14:30

Lunch workshops





SCIENTIFIC PROGRAM _ THURSDAY / MAY 23

Failed Total Elbow Arthroplasty

J. Sánchez Sotelo & L. Adolfsson

14:30-14:40 Infection after TEA:
strategies for prevention

S. Antuña

14:40-14:50 Infection after TEA: single-stage vs.
double-staged surgery

B. Olsen

14:50-15:00 Mechanical failure after TEA:
the reasons and how to manage it

P. Mansat

15:00-15:10 Bone loss after TEA

G. King

15:10-15:20 Triceps deficiency after TEA:
is it a problem and how to manage it?

B. Jost

15:20-15:40 Discussion

15:40-15:55



Video session

Tips and tricks in revision total elbow
surgery

J. Sánchez Sotelo

16:55-17:10



Video-technique

Surgery of the ulnar nerve: from in situ
to submuscular

R. Barco

17:10-17:45

Go to the Booth

Case group Discussions with experts

Nerve Injury in Elbow Surgery

P. Mansat & M. Demirhan

15:55-16:05 Neurologic injuries in elective elbow
surgery

D. Eygendaal

16:05-16:15 Neurologic injuries in elbow trauma:
epidemiology and strategies for pre-
vention

S. Antuña

16:15-16:25 Primary ulnar nerve injury: when to
decompress and when to transpose.
Any evidence?

A. Foruria

16:25-16:35 A therapeutic algorithm for nerve
injury after elbow surgery:
the hand specialist approach.

A. Studer

16:35 -16:55 Discussion



23TH, 24TH, 25TH MAY 2019

MADRID

SCIENTIFIC PROGRAM _FRIDAY / MAY 24

ELBOW SEQUELAE



Posttraumatic Elbow Stiffness

D. Eygendaal & S. Antuña

- 08:00-08:10 Why does an elbow become stiff?
J. Sánchez Sotelo
- 08:10-08:20 Open Release of the elbow.
R. Rotini
- 08:20-08:30 Arthroscopic release of the elbow
P. Lubiawski
- 08:30-08:40 Heterotopic ossification limiting motion: is there a role for arthroscopy?
B. Savoie
- 08:40-08:50 The ankylosed elbow: from distraction to TEA
P. Mansat
- 08:50-09:00 Limitation of forearm rotation: The forgotten stiffness.
A. Watts
- 09:00-09:30 Case-Based Discussion
Y. López

Nonunion and Deformity around the elbow

K. Wegmann & M. Mckee

- 09:30-09:40 The role of 3D modelling for elbow sequelae
R. Van Riet
- 09:40-09:50 ORIF and osteotomy for distal humerus nonunions and malunions
B. Jost
- 09:50-10:00 Arthroplasty for distal humerus non unions and malunions
L. Adolfsson
- 10:00-10:10 Radial head fracture sequelae: nonunion & malunion
G. King
- 10:10-10:20 Olecranon nonunion and malunion: what are my options?
A. Ali
- 10:20-10:40 Discussion
- 10:40-11:10 Coffee break 
- 11:10-11:40 **Live Cadaver Surgery**
Endoscopic ulnar nerve release
R. Barco & B. Jost 

Pain in the Elbow

A. Ali & A. Foruria

- 11:40-11:50 Radial nerve entrapment in the elbow: how to diagnose and how to treat?
A. Studer
- 11:50-12:00 Lateral epicondylitis treatment: from zero to surgery. What surgery?
Demirham
- 12:00-12:10 Plica: anterolateral, posterolateral, circumferential?
P. Lubiawski
- 12:10-12:20 Osteoarthritis of the capitellum: how to optimize the results?
D. Eygendaal
- 12:20-12:30 Medial sided pain: only epicondylitis?
A. Schneeberger
- 12:30-12:50 Discussion

Instability

A. Watts & R. Rotini

- 12:50-13:00 Understanding valgus extension-overload syndrome
A. Schneeberger
- 13:00-13:10 Chronic medial ligament insufficiency: is Tommy John the name to remember?
D. Eygendaal
- 13:10-13:20 Chronic lateral ligament insufficiency: I prefer repair and augment
B. Savoie
- 13:20-13:30 Chronic lateral ligament insufficiency: I prefer reconstruction
J. Sánchez Sotelo
- 13:30-13:40 Discussion

13:40-14:00

Live Cadaver Surgery

LCL reconstruction using palmaris graft
A. Foruria & K. Wegmann



14:00-15:30

Lunch Workshops





SCIENTIFIC PROGRAM _FRIDAY / MAY 24

Tendon Tears Around the Elbow

B. Savoie & A. Studer

15:30-15:40 Understanding the footprint anatomy of biceps and triceps

Y. Lópiz

15:40-15:50 Partial tears of the biceps: debride or repair

R. Van Riet

15:50-16:00 I like single anterior incision for DBT: my tips and tricks

A. Watts

16:00-16:10 Two incisions is better for DBT: The classic

J. Sánchez Sotelo

16:10-16:20 Risks and benefits of anatomic Repair: Is it really worth it?

R. Barco

16:20-16:40 Discussion

16:40-17:10

17:10-17:20

17:20-17:30

17:30-17:40

17:40-18:00

18:00 -18:20

18:30- 19:00

Live Cadaver Surgery

Arthroscopically asisted biceps repair

R. Van Riet & P. Lubiatowski



Triceps tendon tears ("the elbow cuff"): single row, double row, TOE?

R. Barco

Grafting chronic biceps tears. Tips and tricks.

M. Demirhan

Grafting chronic triceps injuries. Tips and tricks

R. Van Riet

Discussion

THE ELBOW LECTURE

B. Savoie

Go to the Booth:

Case group discussions with experts

IACES 2019

INTERNATIONAL ADVANCED COURSE ON ELBOW SURGERY

SPECIAL DAY: 25TH MAY
ELBOW TRAUMA:
PEARLS & PITFALLS

SCIENTIFIC PROGRAM _SATURDAY / MAY 25

ACUTE TRAUMA

Distal Humerus

P. Lubiawski & J. Sánchez Sotelo

08:00-08:10 ORIF for column fractures of the distal humerus: parallel, perpendicular or both?

N. Dehghan

08:10-08:20 ORIF of distal articular humeral fractures: Tips and Tricks

Y. López

08:20-08:30 ARIF of distal humeral fractures

B. Savoie

08:30-08:40 Hemiarthroplasty for fractures: The ideal candidate

L. Adolfsson

08:40-08:50 TEA for fractures: Indications and technical tips.

A. Foruria

09:10-09:20 Discussion

09:20-09:50 Coffee break 

Acute Instability: from the simple to the complex

Y. López & A. Foruria

09:50-10:00 Simple elbow dislocation: reduce and run?

M. Demirhan

10:00-10:10 ORIF of Radial Head: Do it right from the beginning

McKee

10:10-10:20 ARIF of Radial Head: Is it coming back?

K. Wegmann

10:20-10:30 Longitudinal Instability of the Forearm: my treatment from acute to chronic

A. Watts

10:30-10:50 Discussion

The Radial Head Arthroplasty Debate

S. Antuña & L. Adolfsson

Fixation and design: The winner is...

· Smooth non-anatomic RHA

G. King

· Press-fit Anatomic RHA

J. Sánchez Sotelo

· Press fit non Anatomic RHA

McKee

· Cemented Bipolar RHA

P. Mansat



Video session: Surgical Technique

Radial head replacement
Getting it right (Re-live video)

G. King

11:20-11:35 Discussion

Live Cadaver Surgery

ARIF of a fracture of the radial head

K. Wegmann



11:35-12:05

12:05-12:25

The Coronoid Debate

R. Barco & J. Sánchez Sotelo

· Basics of coronoid anatomy

A. Schneeberger

· Coronoid fractures:

When ORIF is not needed

A. Foruria

· Coronoid fractures:

When ORIF is required

M. McKee

· Coronoid fractures:

When ARIF is a good option

K. Wegmann

12:25-12:40 Discussion

12:40-12:50 The terrible triad: modern treatment.

R. Rotini

12:50-13:00 In my follow-up RX the elbow is ubluxed: what do I do now?

N. Dehghan

13:00-13:10 Proximal ulnar fractures:

From simple to complex

A. Ali

13:10-13:20 My ORIF is good, but skin looks terrible: Call the plastic!!

E. Bravo

13:20 -13:30 Discussion

13:30 Adjourn

